



XELLEX BATTERY (HK) LIMITED

SHENZHEN XELLEX BATTERY & POWER SUPPLY TECH. CO., LTD

# 6F22-9V-S006P

## TECHNICAL SPECIFICATIONS

DRAFTED BY: \_\_\_\_\_

CHECKED BY: \_\_\_\_\_

APPROVED BY: \_\_\_\_\_

CLIENT ADMITED

SIGN :

SHENZHEN XELLEX BATTERY & POWER SUPPLY TECH. CO., LTD

6/F, Jiayu Bldg, Dong'er Xiang 15#,  
Gongyuan Road, 22 Industry Zone, Bao'an  
District, Shenzhen, PRC.

TEL: 0086-755-27664401 27664402  
27664403

FAX: 0086-755-27806777 27664407

Website: [www.xellex-battery.com](http://www.xellex-battery.com)

Email: [sales@xellex-battery.com](mailto:sales@xellex-battery.com)

HONGKONG XELLEX BATTERY CO., LTD

Flat A, 12/F., Wing Sing Commercial Centre,  
12-16 Wing Lok Street, Hong Kong

TEL: 00852-28507117

FAX: 00852-25819986

Website: [xellex.en.alibaba.com](http://xellex.en.alibaba.com)

Email: [xellex@xellex-battery.com](mailto:xellex@xellex-battery.com)

**The Technical Specifications hereinafter is only applicable to the Hg & Cd Free Zinc Manganese Dioxide 6F22 9V type battery, which was provided by Xellex Battery Co., Ltd. All the practical technical data, which were used to describe Battery Performance involved in the Specifications are obtained from the relevant experiments to the products of Xellex. Rights reserved to take relevant rectifications or modifications to the structure and performance of the products without prior notice.**

## 1.Scope

The Specifications is solely applicable to the "Xellex" Hg & Cd Free Zinc Manganese Dioxide Battery---6F22.

### 1.1 Designations

Xellex : 6F22      IEC :6F22      JIS :S006P

ANSI :1604      Other : 216

### 1.2 Reference Document

IEC 86-1 ( 1996-07 )      --- *Primary Batteries - General*

IEC 60086-2 ( 1997-07 ) --- *Primary Batteries – Specification Sheets*

## 2.Chemical System

Zinc-Manganese Dioxide Battery (Zinc Chloridize Electrolyte, 0%Hg and 0%Cd added)

## 3.Dimensions

Height: 46.5 ~ 48.5 mm      Width:24.5 ~ 26.5 mm      Thickness:15.5 ~ 17.5 mm

## 4.Nominal Voltage : 9.0 Volts

## 5.Average Weight : 36.0 g

## 6.Nominal Capacity

330mAh (620Ω discharge 4 hours per day , Temp. :  $20 \pm 2$  , CDV<Cut-off Discharge Volt> : 5.4 Volts)

## 7.Electrical Performance

( Conditions :  $620\Omega \pm 0.5\%$  load resistance, Measuring time 0.3 Seconds, Temperature at  $20 \pm 2$  , Tested within 30 Days after delivery )

	Off-load Voltage(V)	On-load Voltage(V)	Acceptance Standard
New Battery	9.6	9.3	MIL-STD105E, Class II , Double Sampling , AQL=0.4
After 12 Mths Shelf time at room Temp.	9.4	9.1	

\*The Hair Spring Ampere Meter with  $\pm 0.5\%$  Accuracy (0.5 Level) shall be used.

## 8.Service Output

( Conditions : Test Temp.  $20 \pm 2$  , Test within 30 Days after delivery )

Test Standards	Discharge Conditions			Average Minimum Discharge Time	
	Discharge Load	Daily Discharge Time	Cut-off Discharge Voltage ( V )	New Battery	After 12 Mths Shelf Time at room Temp.
IEC Standard	620Ω	2 Hours	5.4	26 Hours	24 Hours
	270Ω	1 Hours	5.4	11Hours	10 Hours
	180Ω	0.5 Hours	4.8	6.0 Hours	5.5 Hours
Reference	620Ω	24 Hours	5.4	18 Hours	17 Hours

Acceptance Criteria : 9 batteries shall be tested for each discharging standard, the Average Discharging Time should be equal to or above the Average Minimum Discharging Time required. Moreover, the total amount of the batteries whose Average Discharging Time is less than 80% of the time required shall not exceed 1, Thus, the ADT of the batteries can be recognized accorded with the requirements


### 9. Electrolyte Leakage Proof Characteristics

Item	Condition	Period	Characteristics	Acceptance Standard
Over-discharge Characteristics	620Ω continuous discharge at Temp. 20 ± 2 , Relative Humidity: 65 ± 20%RH	48 Hours	There shall be no deformation exceeding the specified dimensions, nor leakage recognized by the human eye	N=30,Ac=0,Re=1

### 10. Safety Characteristics

Item	Condition	Period	Characteristics	Acceptance Standard
Short Circuit Characteristics	Temp: $20 \pm 2$ Relative Humidity: $60 \pm 15\%$ Directly connect the Positive & Negative Terminals with a wire	24 Hours	There shall be no explosion of battery	N=9,Ac=0,Re=1
Abusive Characteristics	Temp. $20 \pm 2$ Connect 4pcs batteries in series in a battery case, in which, connect one of the batteries reversely, then short connect the wire of the battery pack, until the discharging ended up.		No explosion, No leakage, and no obvious deformation shall happen	N=12,Ac=0,Re=1

**11. Marking** The following markings will be printed, stamped or impressed on the body of the battery :

- ( 1 ) Designation : 6F22 9.0V S006P
- ( 2 ) Manufacturer's name, abbreviation or brand : XELLEX
- ( 3 ) Nominal Voltage : 9.0 V
- ( 4 ) Polarity : " + " , " - "
- ( 5 ) Warning: Battery may explode or leak if recharged or disposed of in fire.
- ( 6 ) Expiry Date (Guarantee Period) : The Date which shows on the labels of the finished product is used to indicate the Quality Assurance Period before it is used.
- ( 7 ) Icon :  An Icon which indicates the battery can not be disposed of in the Rubbish Can.

**12. Caution for Use**

- ( 1 ) Since the battery is not manufactured for recharging, there are risks of electrolyte leakage or causing damage to the device if the battery is charged.
- ( 2 ) The battery shall be installed with its "+" and "-" in the right position.
- ( 3 ) Short-connecting, heating, disposing of into fire and disassembling the battery are prohibited.

**13. Shelf Life** 1 year after delivery under room Temp. or other proper storage conditions

**14. Discharging Curves**

- 620 ,24 Hours/Day, E.P.V: 5.4V Discharging Curves ( Figure 1 )
- 270 ,1 Hours/Day, E.P.V: 4.8V Intermittent Discharging Curves ( Figure 2 )
- 180 ,4 Hours/Day, E.P.V: 4.8V Intermittent Discharging Curves ( Figure 3 )

**15. Battery Dimensions & Structure** ( Figure 4 )

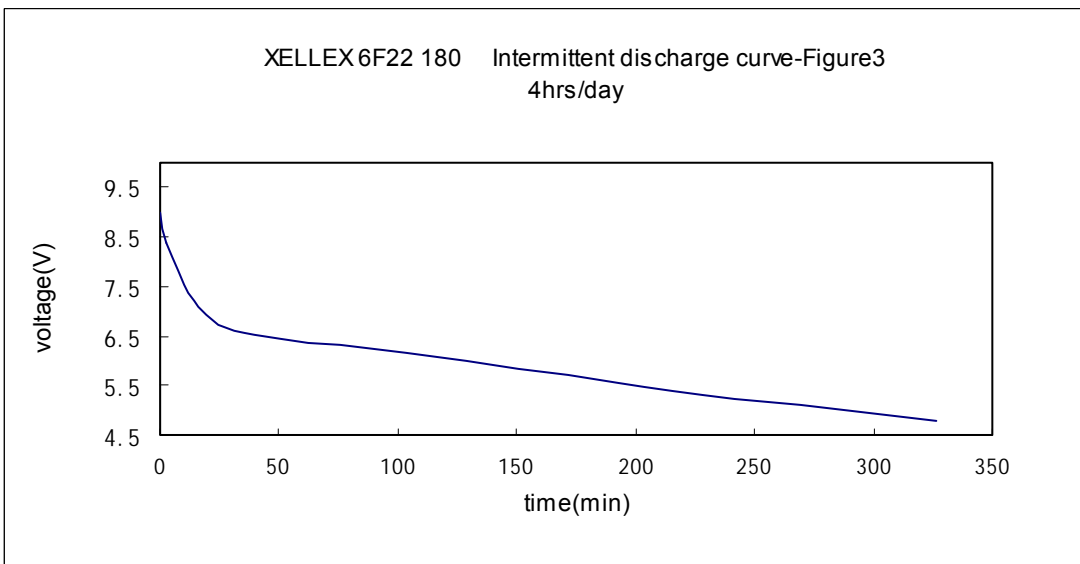
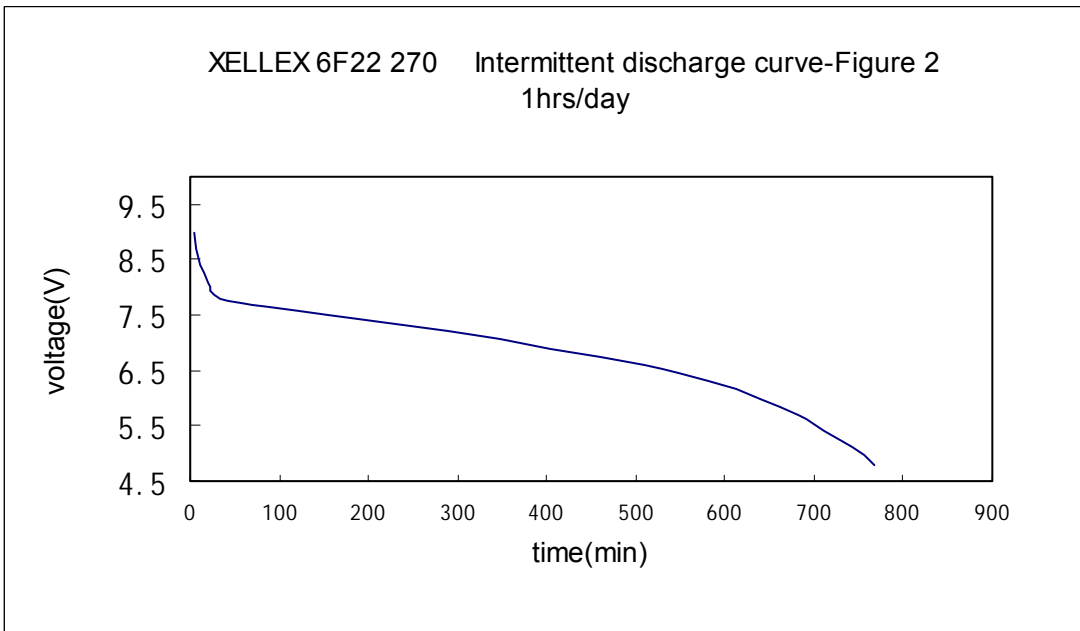
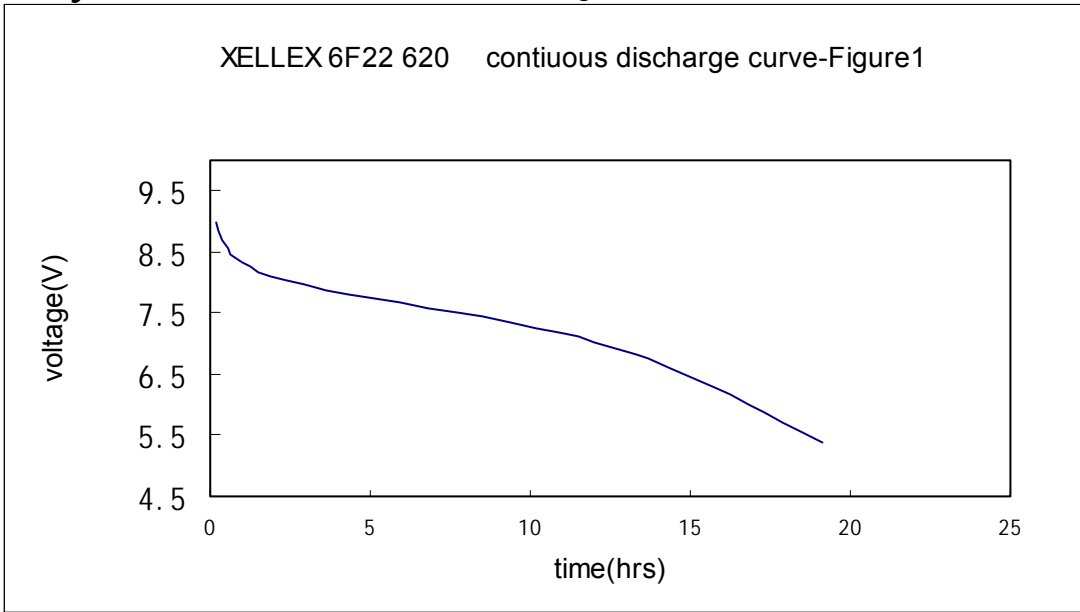


Figure 4

