



XELLEX BATTERY (HK) LIMITED

XELLEX BATTERY & POWER SUPPLY TECH. CO., LTD.

ER14335 TECHNICAL SPECIFICATIONS

DRAFTED BY: _____

CHECKED BY: _____

APPROVED BY: _____

CLIENT ADMITTED

SIGN :

XELLEX BATTERY & POWER SUPPLY TECH. CO., LTD

6/F, Jiayu Bldg, Dong'er Xiang 15#,
Gongyuan Road, 22 Industry Zone, Bao'an
District, Shenzhen, PRC.
TEL: 0086-755-27664401 27664402
FAX: 0086-755-27806777 27664407
Website: www.xellex-battery.com
Email: sales@xellex-battery.com

XELLEX BATTERY (HK) LIMITED.

Flat A, 12/F., Wing Sing Commercial Centre,
12-16 Wing Lok Street, Hong Kong
TEL: 00852-28507117
FAX: 00852-25819986
Website: xellex.en.alibaba.com
Email: xellex@xellex-battery.com

The Technical Specifications hereinafter is only applicable to the Lithium-thionyl Chloride ER14335 type battery, which was provided by Xellex Battery Co., Ltd. All the practical technical data, which were used to describe Battery Performance involved in the Specifications are obtained from the relevant experiments to the products of Xellex. Rights reserved to take relevant rectifications or modifications to the structure and performance of the products without prior notice

1.Scope:

The Specifications is solely applicable to the “Xellex” Lithium-thionyl Chloride Battery – ER14335

Reference size: : 2/3AA

2. Dimensions:

Diameter: Ø14.5mm Max..

Height: 33.5mm Max.

3. Average Weight: Around 12g

4. Electrical Performance (Typical Values for cells stored for one year or less)

4.1.Nominal Capacity: 1.65Ah

(At 1.3 mA, +25 °C, 2.0V CDV. The Capacity restored by the cell varies according to current drain, temperature and Cut-off Discharge Voltage)

4.2. Nominal Voltage: 3.6V

4.3.Maximum Recommended Continuous Current: 75mA

(Higher currents possible, consult XELLEEX)

4.4. Maximum Pulse Current Capability: 150mA

Rated 1 sec. pulse capability(to 3V): 35mA

Pulse Capability varies according to pulse characteristics (frequency duration), temperature, cell history (storage conditions prior to usage) and the application’s acceptable minimum voltage.

4.5. Storage (recommended): 30 °C Max.

(possible without leakage): -55 °C ~+ 120 °C

4.6.Operating Temperature Range: -55 °C ~+85 °C

(Operation at temperature different from normal temperature may lead to reduced capacity and lower voltage readings at the initial period of Pulse Discharging)

5. Key Features

Stable and High Operating Voltage

High Discharging Voltage

Low self-discharging rate (Less than 1% after 1 year’s shelf time at 25 °C)

Stainless steel container

Unique glass-to-metal hermetic sealing

Non-flammable electrolyte

Compliant with IEC 86-4 safety standard and EN 50020 Intrinsic safety

Non restricted for transport

Underwriters Laboratories (UL) Component Recognition (File Number MH 28717)

6. Main Applications

Utility metering

Alarms and security devices


Memory back-up

Tracking systems

Automotive electronics

Professional electronics....etc.

7. Marking : The following markings will be printed, stamped or impressed on the body of the battery :

- (1) Designation ER14335
- (2) Manufacturer's name, abbreviation or brand : XELLEX
- (3) Nominal Voltage : 3.6V
- (4) Polarity : " + " , " - "
- (5) Warning: Battery may explode or leak if recharged or disposed of in fire.
- (6) Expiry Date(Guarantee Period) : The Date which show on the labels of the finished product is used to indicate the Quality Assurance Period before it is used.
- (7) Icon  An Icon which indicates the battery can not be disposed of in the Rubbish Can.

8. Cautions For Use

- (1) There are risks of leakage or explosion once the battery is recharged or crushed.
- (2) The battery shall be installed with its "+" and "-" in the right position.
- (3) Short-connecting, heating, disposing of into fire and disassembling the battery are prohibited, or it may causes explosion, burning and leakage of harmful material.

9. Electrical Performance Curves:

- (1) Service output (+25) (Figure 1)
- (2) Voltage VS. Temperature (Figure 2)
- (3) Capacity VS. Current (Figure 3)
- (4) Storage Characteristics (Figure 4)

10. Battery Dimensions (Figure 5)

Figure 1

1. DISCHARGE CHARACTERISTICS @ +25°C

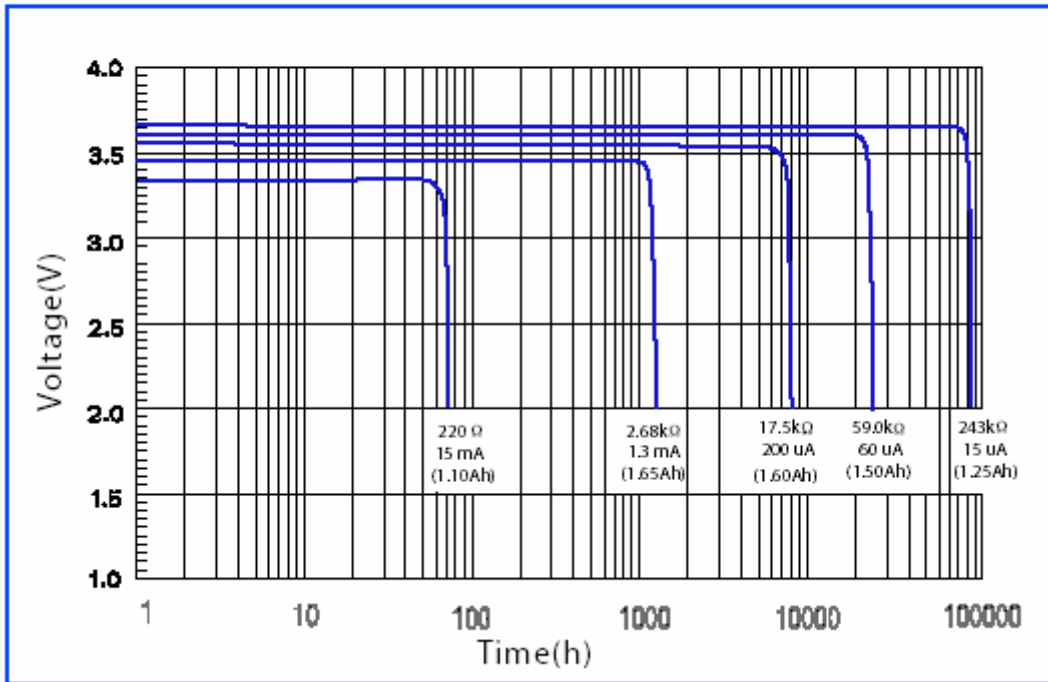


Figure 2

2. VOLTAGE VS. TEMPERATURE

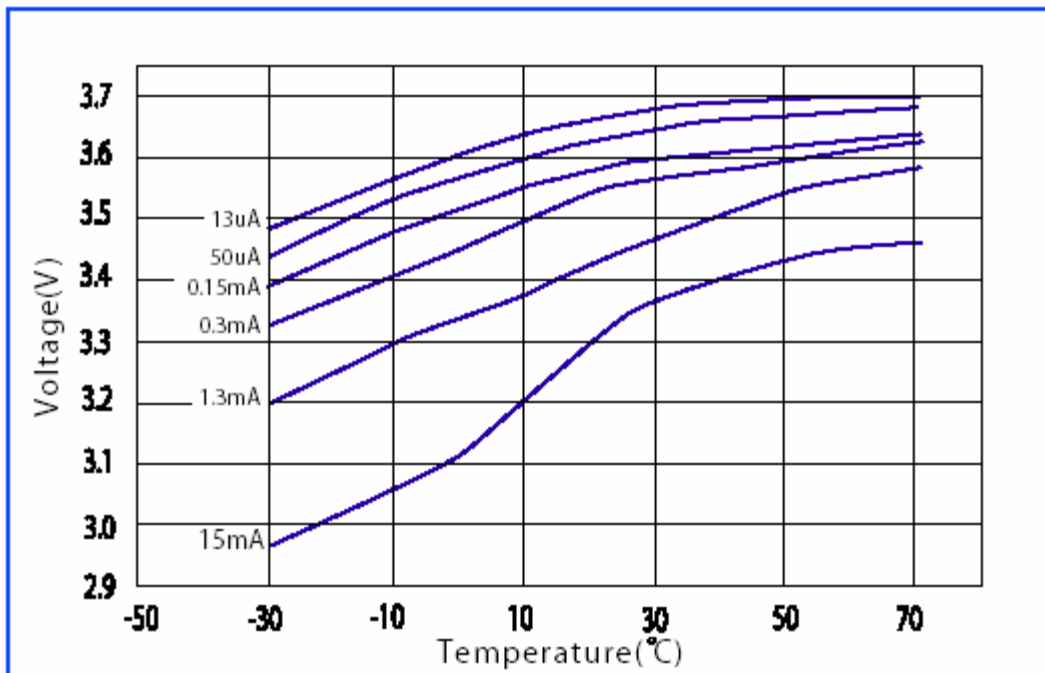


Figure 3

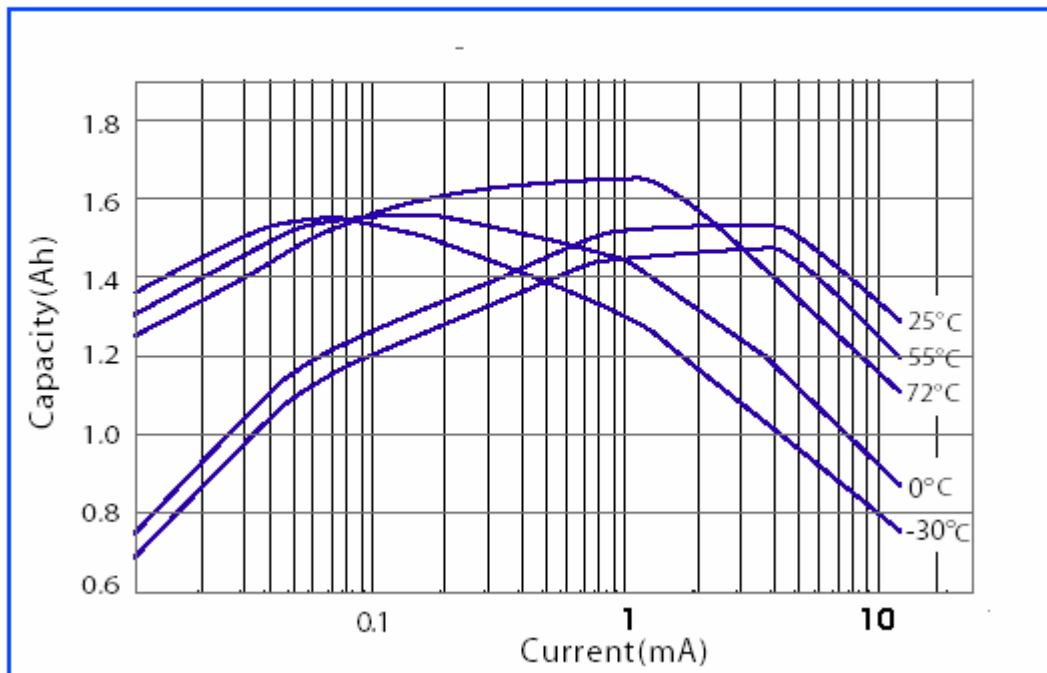
3. CAPACITY VS. CURRENT

Figure 4

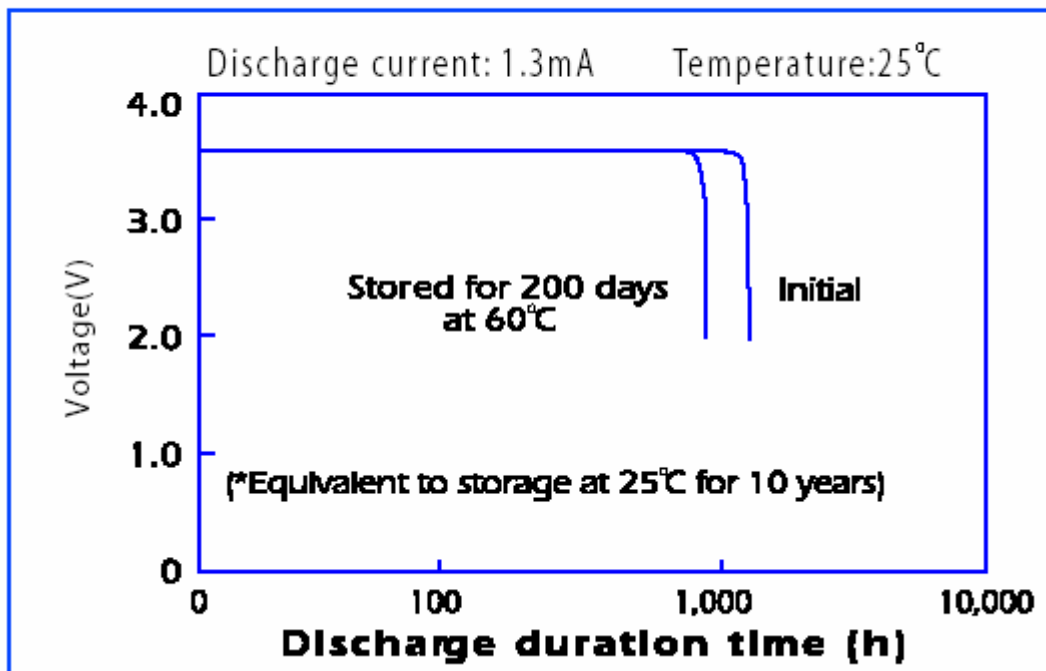
4. STORAGE CHARACTERISTICS

Figure 5