



XELLEX BATTERY (HK) LIMITED

XELLEX BATTERY & POWER SUPPLY TECH. CO., LTD.

CR1625

TECHNICAL SPECIFICATIONS

DRAFTED BY: _____

CHECKED BY: _____

APPROVED BY: _____

CLIENT ADMITTED

SIGN :

XELLEX BATTERY & POWER SUPPLY TECH.CO.,LTD

6/F, Jiayu Bldg, Dong'er Xiang 15#,
Gongyuan Road, 22 Industry Zone, Bao'an
District, Shenzhen, PRC.

TEL: 0086-755-27664401 27664402

FAX: 0086-755-27806777 27664407

Website: www.xellex-battery.com

Email: sales@xellex-battery.com

XELLEX BATTERY (HK) LIMITED.

Flat A, 12/F., Wing Sing Commercial Centre,
12-16 Wing Lok Street, Hong Kong

TEL: 00852-28507117

FAX: 00852-25819986

Website: xellex.en.alibaba.com

Email: xellex@xellex-battery.com

The Technical Specifications hereinafter is only applicable to the Lithium Manganese Dioxide CR1625 type battery, which was provided by Xellex Battery Co., Ltd. All the practical technical data, which were used to describe Battery Performance involved in the Specifications are obtained from the relevant experiments to the products of Xellex. Rights reserved to take relevant rectifications or modifications to the structure and performance of the products without prior notice.

1.Scope

The Specifications is solely applicable to the “Xellex” Lithium Manganese Dioxide Battery---CR1625.

2. Dimensions

Diameter: Ø16.0mm Max.

Thickness: 2.5mm Max.

3. Average Weight: Around 1.4g

4. Main Characteristics

4.1.Nominal Capacity: 90mAh

4.2.Nominal Voltage: 3.0V

4.3.Continuous Discharge Current: 0.1mA

4.4.Operating Temp. Range: -20 ~ 60

5.Marking : The following markings will be printed, stamped or impressed on the body of the battery :

(1) Designation : CR1625

(2) Manufacturer's name, abbreviation or brand : XELLEXX

(3) Nominal Voltage : 3.0V

(4) Polarity : “ + ” , “ - ”

6.Cautions For Use

(1) Avoiding any short-connecting to the battery.

(2) Charging, disposing of in fire or treating improperly is prohibited

(3) Soldering shall be finished within 5 Secs at 200 ~250

(4) The battery must be taken out and disposed of in the ground or in the water once the voltage reached to CDV.

7.Electrical Performance Curves:

(1) Temperature Characteristics (Figure 1)

(2) Operating Voltage VS. Load (Figure 2)

(3) Capacity VS. Load (Figure 3)

8.Battery Dimensions (Figure 4)

Figure 1:

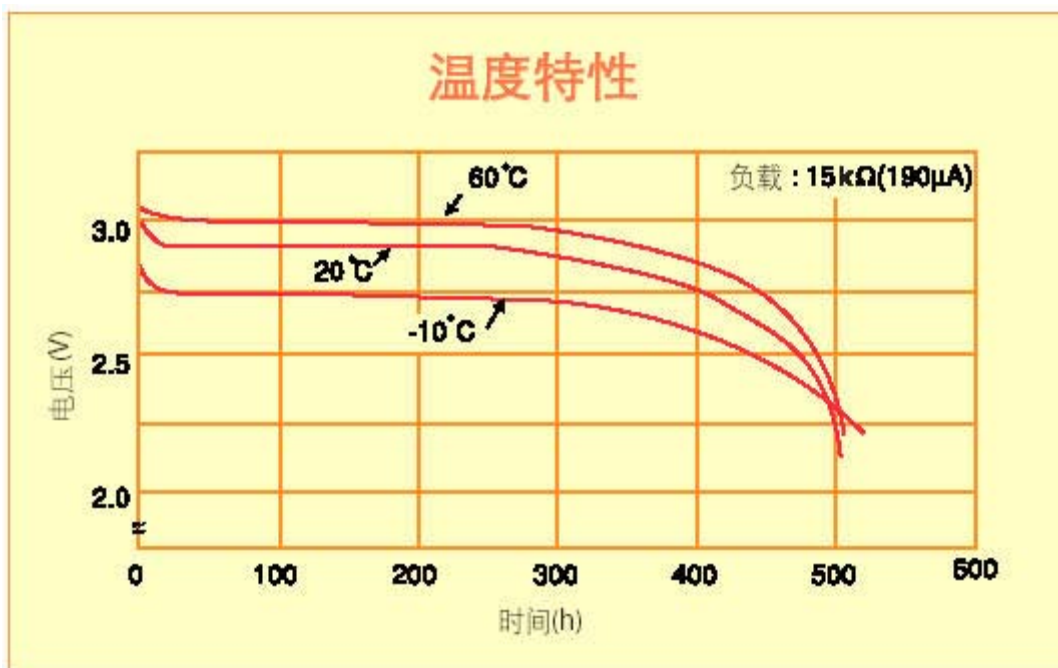


Figure 2:

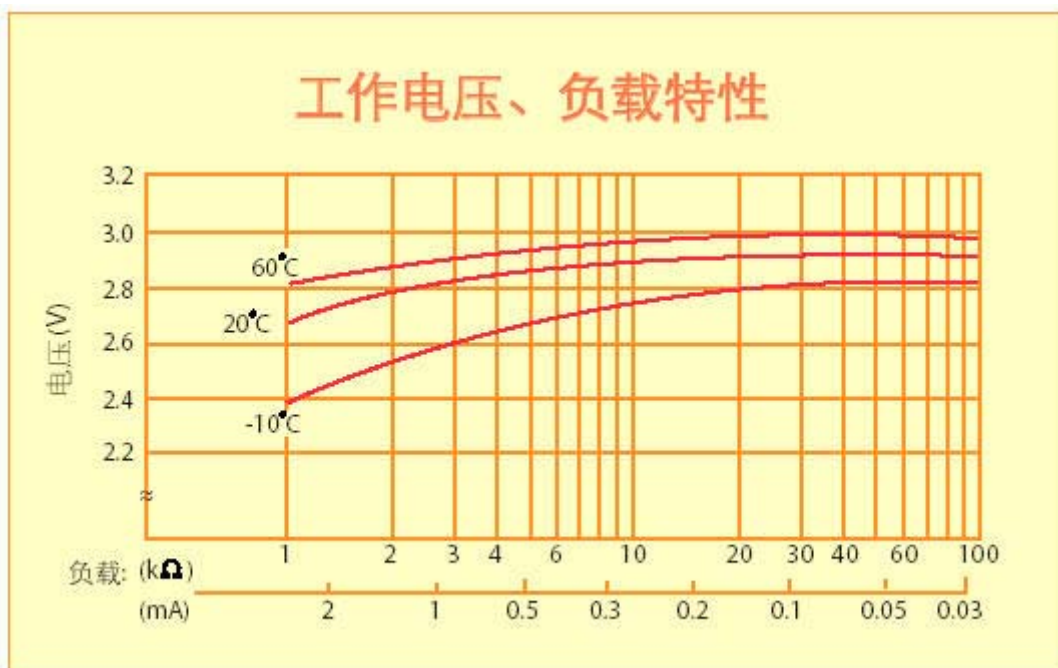


Figure 3:

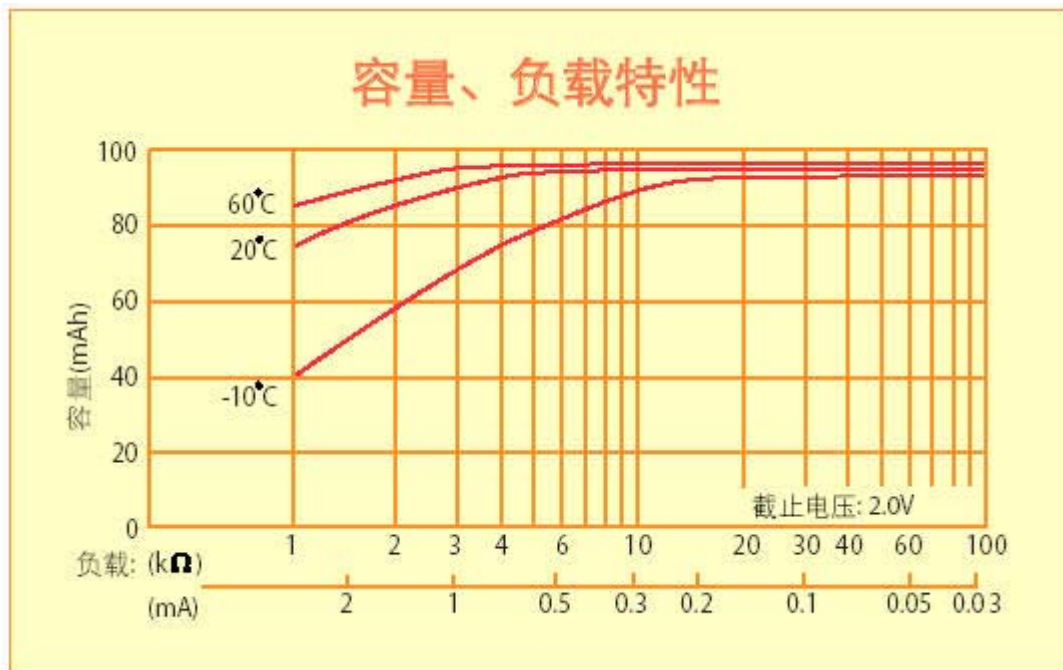


Figure 4:

Standard Dimensions (mm)

